

Edison College Facts At A Glance

2007—2008

Locations:
<http://www.edison.edu>

Lee Campus, Established 1962
 8099 College Parkway, SW, Fort Myers, FL 33919
 (239) 489-9300

Collier Campus, Established 1992
 7007 Lely Cultural Parkway, Naples, FL 34113
 (239) 732-3737

Charlotte Campus, Established 1997
 26300 Airport Road, Punta Gorda, FL 33950
 (941) 637-5629

Hendry/Glades Center
 4050 Cowboy Way, LaBelle, FL 33935
 (863) 674-0408

President:

Kenneth P. Walker, Ph.D. (1991-Present), third president

Established:

1962 as Edison Junior College, Fort Myers, Florida

Accreditation:

Edison College is accredited by the Commission on Colleges of the Southern Association of Colleges and Schools (1866 Southern Lane, Decatur, Georgia 30033-4097: Telephone number (404) 679-4501) to award baccalaureate degrees, associate degrees and certificates.

OPERATING BUDGET

Comparison of FY 2007 to FY 2008

	2007		2008	
	Amount	%	Amount	%
Sources of Funds:				
Student Fees	\$ 14,539,747	35%	\$ 14,888,265	35%
State Support	25,345,395	62%	26,728,060	62%
Other Sources	1,351,165	3%	1,292,586	3%
Total	\$ 41,236,307	100%	\$ 42,908,911	100%
Uses of Funds:				
Staff Costs	\$ 27,240,150	66%	\$ 29,929,927	70%
Current Expenses	13,839,232	34%	12,878,984	30%
Capital Expenses	156,925	0%	100,000	0%
Total	\$ 41,236,307	100%	\$ 42,908,911	100%

Source: Edison College Operating Budget

2007-2008 Prelim. Annual Unduplicated Headcount: 17,089

Full-time:	24%	Part-Time:	76%
Male:	37%	Female:	60%

Fall 2007 Unduplicated Headcount: 11,904

Full-time:	32%	Part-Time:	68%
Male:	37%	Female:	60%

2007 Annual FTE: 7,194 2008 Projected FTE: 7,982

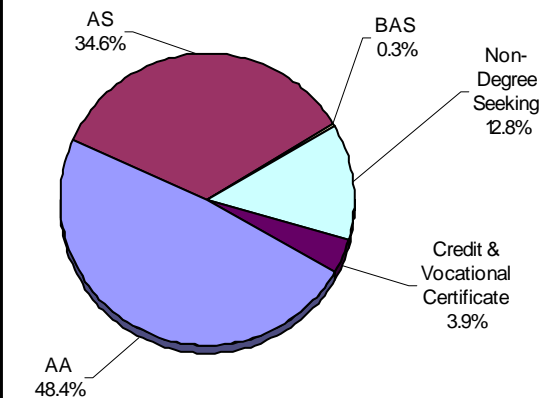
Spring 2008* Edison Online Enrollment Profile

1,458 Unique Students Registered for 84 Courses.

Registrations	Upper Division	Lower Division	Dual Enrolled
2121	84	2037	63

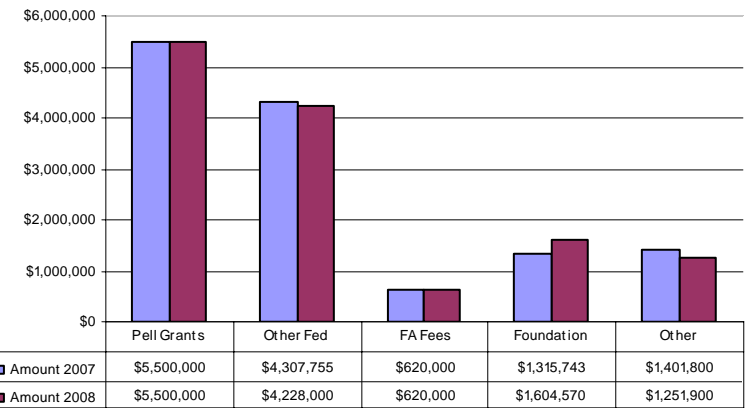
* Preliminary Spring 2008 Data, SCT Database

Academic Program Goals of Credit-Seeking Students 2007-2008



Source: SCT Database

Comparison of Financial Aid Funds: 2007 and 2008



Source: Edison College Operating Budget

Fall 2007 Annual Personnel Reports: Faculty

	Full-time	%	Part-time	%
Male	48	41%	260	51%
Female	65	59%	247	49%
African American	6	5%	26	5%
Hispanic	3	3%	24	5%
Other Minority	3	3%	11	2%
White	101	89%	446	88%
Totals	113	100%	507	100%

35% of full-time faculty members have doctorates.

Source: Annual Personnel Reports

TUITION and FEES

2008

Credit Programs

Per Credit Hour	Lower Division	Upper Division
In-State	\$70.69	\$77.70
Out-of-State	\$265.46	\$449.24

- ♦ Of 812 Edison students who responded to the 2007 Community College Survey of Student Engagement, 86% were working. Forty-three percent reported working *more than 30* hours per week. By comparison, 82% of Florida Community College students and 78% of the national sample were working while attending college.

Square Footage and Land by Campus

Campus	Gross Square Feet	Buildings	Acres
Lee	645,997	25	142
Collier	122,274	10	80
Charlotte	151,823	12	171

New Facilities/Renovations:

- ♦ Early Childhood Development Center (Collier)
- ♦ Nursing Annex (Lee)
- ♦ Library Remodel (Lee)

CREDIT ENROLLMENT, FTE and AGE

Campus/Site	Annual Headcount	% of Total	(30-hr) Annual FTE	% of Total
	Preliminary, 2008	Preliminary 2008	Projected 2008	Projected 2008
Charlotte	2,346	14%	1,052	13%
Collier	3,252	19%	1,443	18%
Hendry/Glades	632	4%	270	3%
Lee	10,600	62%	5,008	63%
On-Line	259	2%	210	3%
Total	17,089	100%	7,982	100%

	Annual Unduplicated Headcount <= Age 24		Annual Unduplicated Headcount > Age 24	
	Preliminary, 2008	% of <= Age 24	Preliminary, 2008	% of > Age 24
Male	3,919	25%	2,150	13%
Female	5,922	37%	3,995	25%
Part-time	6,901	43%	5,009	31%
Full-time	2,940	18%	1,136	7%
Total	9,841	62%	6,145	38%

Florida Law provides that Associate in Arts degree graduates of a Florida community college must be granted admission to an upper division program offered by a state university institution, unless that program has been designated *Limited Access*. Florida Community Colleges have a similar articulation agreement with the Independent Colleges and Universities of Florida (ICUF). Additionally, Edison has AA and AS program-specific agreements with the following institutions through the Edison University Center:

Barry University	Hodges University
Charter Oak State College (Connecticut)	Nova Southeastern university
Florida Gulf Coast University	University of Florida
Florida State University	Thomas Edison State College (New Jersey)
Franklin University (Ohio)	St. Petersburg College

New Opportunities at Edison College

Bachelor of Applied Science in Public Safety Management	Educator Preparation Institute (EPI)
Bachelor of Science in Secondary Biology Education (Fall 2008)	Bachelor of Science in Secondary Mathematics Education (Fall 2008)

Community College Survey of Student Engagement

Benchmark	2007 Community Colleges		
	Edison College	Florida	All CCSSE
Active and collaborative learning	51.6	50.0	50.0
Student effort	53.3	50.3	50.0
Academic challenge	52.7	50.4	50.0
Student-faculty interaction	53.9	51.5	50.0
Support for learners	51.1	49.6	50.0
Students Surveyed	821	18,668	301,506

The five benchmarks encompass 38 engagement items from the CCSSE survey that reflect many of the most important aspects of the student experience. These institutional practices and student behaviors are some of the most powerful contributors to effective teaching, learning, student retention, and student success.

Program Areas With High Projected Employment Growth*

Occupation	Wages	Annual Growth	2007 Grads	Occupation	Wages	Annual Growth	2007 Grads
Health Professions				Business Administration			
Dental Hygienists	\$31.26	1.16%	16	Business Operations Specialists	\$28.94	4.62%	14
Registered Nurses	\$27.84	3.28%	250	Accountants & Auditors	\$29.72	1.69%	9
Radiologic Technologists	\$24.15	3.30%	21	Criminal Justice			
Respiratory Therapists	\$21.69	2.59%	17	Police & Sheriff's Patrol Officers	\$23.29	1.91%	21
Cardiovascular Technologists	\$19.80	2.60%	12	Emergency Service Professions			
Computer Programming/Networking				EMT and Paramedics			
Network & Systems Admin.	\$31.73	3.84%	14	Fire Fighters	\$22.53	2.87%	26
Civil Engineering Technicians	\$22.98	2.14%	14	Paralegal			
				Legal Assistants	\$21.17	4.28%	12

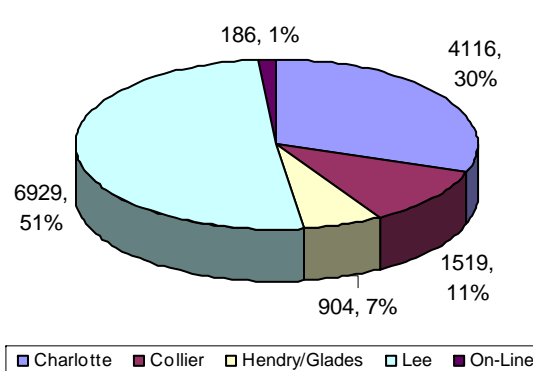
*Source: Florida Agency for Workforce Innovation, Florida Industry and Occupational Employment Projections to 2015 for Workforce Region 24 (Charlotte, Collier, Glades, Hendry, and Lee Counties), Graduation numbers from Student Database

2007 Exceptional AA Transfer Performance in the State University System (SUS)

Selected SUS Programs	Edison		All CCs		SUS Natives*	
	N	GPA	N	GPA	N	GPA
Engineering Technology	8	3.44	726	2.98	591	2.99
Education	203	3.55	7110	3.38	3569	3.21
Criminal Justice	59	3.30	2187	2.83	1774	2.89
Public Affairs	30	3.28	1233	3.20	426	3.01
Health Science	119	3.26	4403	3.18	4325	3.18
Parks and Recreation	9	3.14	541	2.99	1090	3.14
Interdisciplinary	8	3.02	237	2.99	547	3.38
Library/Philosophy/Religion	217	3.20	2283	2.95	1930	2.97
Communication	32	3.02	2516	2.97	3745	3.20
Physical Science	10	3.09	596	2.73	960	3.17
Computer Science	23	3.11	1370	2.80	1025	2.90
Architecture	4	2.95	390	3.09	453	3.15
Social Science	77	2.92	6295	2.86	6977	3.02
Business	411	2.90	15914	2.81	12570	3.07
All	1455	3.10	62023	2.96	60225	3.10

* Students who started in SUS as freshmen

Dual Enrollment 2007- 2008 FTE



Total Projected College Dual Enrollment for 2007-2008 is 455 FTE, or 5% of 8,381 Total Projected FTE.

Source: SCT Database

EQUITY	Fall, 2007		Fall, 2007		5-County District 2000 Census %
	FTIC Students	%	All Students	%	
Female	3830	62.1%	7147	60.0%	50.6%
Male	2127	34.5%	4346	36.5%	49.4%
Unknown Gender	223	3.6%	411	3.5%	N/A
African American	812	13.2%	1299	10.9%	6.0%
Hispanic	1188	19.3%	2079	17.5%	12.7%
Other Minority	201	3.3%	433	3.6%	7.0%
Caucasian/White	3969	64.3%	8093	68.0%	87.0%
Total	6170	100.0%	11904	100.0%	N/A

Sources: <http://quickfacts.census.gov/qfd/states/12000.html>, Student Data Base

Note1: The 2000 Census percentages by race/ ethnic category do not sum to 100%.

College Level Academic Standards Test (CLAST) Passing Rates

Group	2006			2007		
	Edison %	Edison %	State %	Edison %	Edison %	State %
No College prep	98%	98%	98%	98%	98%	98%
Some College Prep	93%	93%	93%	93%	93%	93%
All Students	96%	96%	95%	96%	96%	95%

Source: Florida Accountability Reports – Measure 5 (Students accumulating 60 or more credit hours at Edison)